

COMMUNITY WILDFIRE MITIGATION

**OBJECTIVE: TO REDUCE THE DESTRUCTIVE IMPACTS
OF WILDLAND FIRES IN ORANGE COUNTY**





  
READY, SET, GO!



IS YOUR HOME READY?

Vegetation Management

■ **Defensible Space**

Immediate Zone

Home Hardening


READY, SET, GO!




DEFENSIBLE SPACE

Vegetation that has been maintained through trimming and separation to slow or stop an oncoming wildfire's threat of producing direct flame content, radiant heat, or ember intrusion.

- Vegetation management within 100' of a structure or to the property line
- Removal of **dead and dying** plant material
- Horizontal and vertical separation of plant material
- **Maintain** ground cover below 2' in height
- **Maintain** weeds and grasses below 4" in height

Reduces chance of ember re-ignition
Provides firefighter access and safety





HOME HARDENING

The main objective of Home Hardening is to give your home the best chance to survive a wildfire.

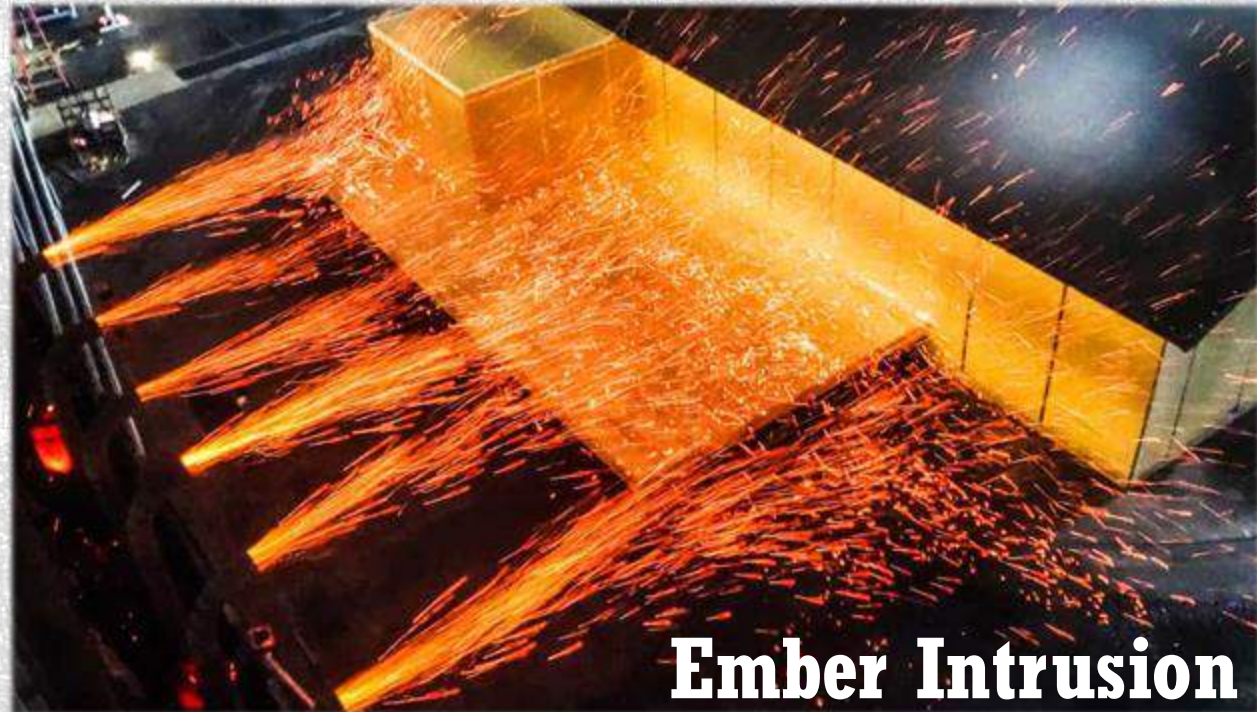
Hardened homes are those homes that **comply and are maintained with** Defensible Space or Fuel Modification requirements, and who's exterior components have been **properly maintained** or retrofitted to withstand direct flame, radiant heat, and ember intrusion.

Homes can be retrofitted to California Building Code Chapter 7A and the California Residential Code R337.





Direct Flame Contact



Ember Intrusion



Radiant Heat

HOME HARDENING


Examples of home ignition that can affect a structure during a wildfire:

- Direct Flame Contact
- Radiant Heat
- Ember Intrusion

(Ember intrusion is the leading cause of structure loss)



WIND MITIGATION





ONE

The Immediate Zone is the first **five feet** around a structure

Reduces the potential ignition of fuels and direct flame contact around a structure from ember exposure.





GET SET!

...PREPARE YOUR FAMILY

Always Have a Plan

- Escape Routes
- Predetermined Location

Prepare Emergency Supplies

- People and Pets
- Papers
- Prescriptions
- Pictures
- Personal Computers
- Plastics

Outdoors

- Move flammable items from exterior of the house

...IF TIME PERMITS!


- Turn off water
- Connect garden hoses to tap
- Patrol property to extinguish small fire

Indoors

- Shut all windows and doors
- Move furniture away from windows and doors
- Shut off air conditioning

READY, SET, GO!





...GO!

- ...DO NOT PUT YOUR FAMILY
OR YOURSELF AT RISK!**
- Leave before you are told
 - Take your valuables and emergency kits
 - Utilize practiced escape routes and head to evacuation location
 - Don't get caught in fire, smoke, or congestion
 - Don't endanger yourself or responders
 - Dress appropriately
 - Don't wait!



SCHEDULE YOUR HOME ASSESSMENT

www.ocfa.org/RSG/HomeAssessment

rsgoc@ocfa.org

(714) 573-6774





THANK YOU

WWW.OCFA.ORG/RSG
RSGOC@OCFA.ORG

